

Lab Companion

High Temperature Charged Aging Chamber PHF-1200

Custom Solution

Brief Introduction



High Temperature Charged Aging Chamber is also called Constant Temperature Aging Room or High Temperature Aging Room, is for high-performance electronic products to simulate a high temperature and harsh environment test, which is an important experimental equipment to improve product stability and reliability. It is an important production process for each production enterprise to improve product quality and competitiveness. The equipment is widely used in electronic, electrical, computer, communication, biopharmaceutical, security, lighting and other fields. The High Temperature Charged Aging Chamber is usually composed of air duct system, temperature control system, indoor test architecture, etc.

Lab Companion

Technical Features:

Dimensions (mm)	Width	Height	Depth
Useful	1000	1200	1000
Overall	1530	2070	1380

Temperature range

RT+10°C~+120°C (adjustable)

Homogeneity and Regulation:

Temperature fluctuation:

$\leq \pm 3^{\circ}\text{C}$

Temperature deviation:

$\leq \pm 2.0^{\circ}\text{C}$

Temperature uniformity:

$\leq 3^{\circ}\text{C}$ (no-load, 50°C)

$\leq 5.0^{\circ}\text{C}$ (full load, the sample is not energized, no heat)

Temperature rise time:

$\cong 3^{\circ}\text{C}/\text{min}$ (no-load)

Temperature display resolution:

0.1°C

Common temperature in use:

50°C;

Allowable deviation:

$80^{\circ}\text{C} \pm 7.5^{\circ}\text{C}$

Power supply specifications:

AC 380 V, 50/60 HZ, 3 ϕ 5 wire

Rated current:

AC 11 A, power 7.5 KW

This machine is dedicated to the above marked power supply, please use according to the rated power distribution. If the use area is changed, please contact our company.

Service phone 400-628-2786.

Other parameters:


Controller model:

C100

Lab Companion

Appearance Introduction and Description:


1. Front and side of the machine



Number	Name	Illustrate
1	Tricolor light	Green light means running, yellow standby, red fault
2	Aviation plug	Customized by customers
3	Controller panel	The intelligent operating panel
4	Test hole	An external power supply can be plugged in from the test hole for live product testing
5	Door lock	Pull on the handle to open the door
6	Glass Window	To observe the workings of the inner studio

Lab Companion


2. Control panel



Number	Name	Illustration
1	Controller	Touch screen programmable controller(Refer to controller manual)
2	Overtemperature	Setting Sets the upper temperature limit in the test area
3	USB interface	Used to copy curves or document-related data
4	Scram switch	Used to connect the device and cut off the power supply

Lab Companion


3. Test area



Number	Name	Specification
1	Sealant	Heat preservation and air leakage prevention
2	Sample rack track	Used to secure the sample holder
3	The test hole	An external power supply can be plugged in from the test hole for live product testing

Lab Companion

4. Power distribution room



Number	Name	Number	Name
1	Ac contactor	9	Dc power supply
2	Underinverting phase protector	10	Thermal overload relay
3	Fuse	11	Connector terminal
4	Intermediate relay	12	High current terminal
5	Temperature controller	13	Overheated plate
6	Thermal resistance sensor	14	Solid state relay
7	Circuit breaker	15	Access control power supply
8	Auxiliary contact		

Lab Companion

Test Report:

Temperature°C Scatter	50°C	80°C	120°C
A	50.3	80.5	120.7
B	50.5	80.7	120.5
C	50.7	80.6	120.5
D	50.9	80.3	120.3
E	51.0	80.2	120.4
F	51.2	80.0	120.7
G	51.0	80.3	120.9
H	51.2	80.6	121.0
O	51.4	80.8	120.9
Temperature deviation	1.4	0.8	1.0
Temperature uniformity	1.1	0.8	0.7